



**WE BUILT THE VORTEX CHIPPERS BECAUSE THE INDUSTRY NEEDED MORE THAN JUST ANOTHER CHIPPER - IT NEEDED A BREAKTHROUGH. OUR GOAL AT DYNA PRODUCTS IS TO REVOLUTIONIZE TREE CARE WITH INNOVATION THAT REDEFINES WHAT IS POSSIBLE.**

# V12-31

Engineered for versatility, the Vortex handles everything from fibrous palm fronds to heavy, branch-laden material with consistent, high-volume performance. The V12-31 delivers 54-82% more chipping capacity than other 12 and 13 inch chippers.

Featuring a patented cone-shaped discharge chamber, the Anti-Clog Vortex Chamber is designed to optimize material flow. This results in faster, more efficient discharge with reduced clogging and downtime. The V12-31 includes a 31" wide infeed opening—the largest available in its 12-inch brush chipper class. Together, these features deliver superior throughput, operator efficiency, and performance in demanding chipping applications.



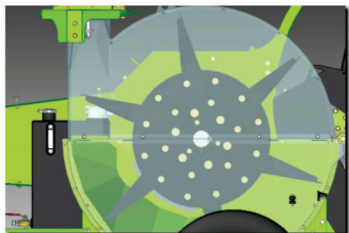
# V12-31 KEY FEATURES

MAXIMUM FEED CAPACITY	12" (372 SQ. IN.)
ENGINE HORSEPOWER	67 HP - 133 HP
FUEL TYPE	GASOLINE OR DIESEL
FUEL CAPACITY	25 GALLONS
HYDRAULIC TANK CAPACITY	10 GALLONS
FEEDWHEEL DIAMETER	13"
SAFETY FEATURES	BUMP BAR (OPTION) / INFEED CURTAIN (OPTION)
NUMBER OF KNIVES + KNIFE SIZE	12 KNIVES / EACH KNIFE 4" x 6" x 1/2" DOUBLE-EDGED
FRAME SIZE	3" x 6" x 1/4" TUBE
WEIGHT	APPROX. 6,500 LBS
SIZE OF CHIPPER	EXTENDED - 227"(L) x 92"(W) x 101"(H) COLLAPSED - 201"(L) x 92"(W) x 101"(H)
AXLE CAPACITY	8,000 LBS
TOWABILITY	OPTION OF BALL OR PINTLE
ADJUSTABLE DISCHARGE CHUTE	MANUAL CRANKING SWIVEL DISCHARGE - ADJUSTABLE HEIGHT
WARRANTY	3 YEAR OR 3,000 HOURS



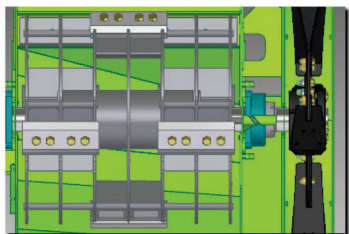
## WIDEST INFEED

With the largest infeed opening available in the 18-inch brush chipper class, the Vortex series allows operators to feed larger limbs and brush with fewer cuts. This expanded capacity minimizes material preparation, increases throughput, and improves overall jobsite efficiency.



## HIGH-VELOCITY THROWING DISC

A drum chipper with the throwing power of a disc. The throwing disc pulls chips directly from the chamber and delivers a tight, consistent stream into a pile or chip truck.



## ANTI-CLOG VORTEX CHAMBER

The revolutionary open design eliminates clogging by using a skinless drum and an angled discharge chamber that directs chips straight to the thrower wheel. With a pocket-less drum, the system delivers consistent flow and performance – unlike traditional drum chippers.

## OPTIONAL UPGRADES:

- Safety Bump Bar Tailgate
- Flip Away Hydraulic Winch
- Brush Buddy Pusher Kit
- Wheel Chock Kit
- Traffic Cone Kit
- Spare Tire Mount
- Infeed Safety Curtain



**WE BUILT THE VORTEX CHIPPERS BECAUSE THE INDUSTRY NEEDED MORE THAN JUST ANOTHER CHIPPER - IT NEEDED A BREAKTHROUGH. OUR GOAL AT DYNA PRODUCTS IS TO REVOLUTIONIZE TREE CARE WITH INNOVATION THAT REDEFINES WHAT IS POSSIBLE.**

# V 15-32

Engineered for versatility, the Vortex handles everything from fibrous palm fronds to heavy, branch-laden material with consistent, high-volume performance. The V15-32 delivers 13-46% more chipping capacity than other 15 inch chippers.

Featuring a patented cone-shaped discharge chamber, the Anti-Clog Vortex Chamber is designed to optimize material flow. This results in faster, more efficient discharge with reduced clogging and downtime. The V15-32 includes a 32" wide infeed opening—the largest available in its 15-inch brush chipper class. Together, these features deliver superior throughput, operator efficiency, and performance in demanding chipping applications.

Atrium, Arborist Aerials Plus Much More  
813-444-0161 | [aaaerials.com](http://aaaerials.com)



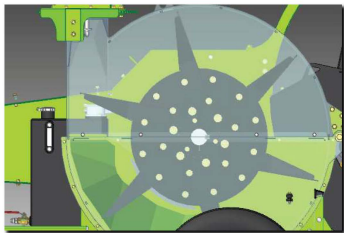
# V15-32 KEY FEATURES

MAXIMUM FEED CAPACITY	15" (480 SQ. INCH)
ENGINE HORSEPOWER	134 HP 3404 KOHLER DIESEL
FUEL TYPE	DIESEL
FUEL CAPACITY	40 GALLONS
HYDRAULIC TANK CAPACITY	15 GALLONS
FEEDWHEEL DIAMETER	24"
SAFETY FEATURES	BUMP BAR (OPTION) / INFEED CURTAIN (OPTION)
NUMBER OF KNIVES + KNIFE SIZE	6 KNIVES / EACH KNIFE 5" x 11" x 5/8" DOUBLE-EDGED
FRAME SIZE	3" x 6" x 3/16" TUBE
WEIGHT	APPROX. 8,700 LBS
SIZE OF CHIPPER	EXTENDED - 235"(L) x 92"(W) x 106"(H) COLLAPSED - 211"(L) x 92"(W) x 96"(H)
AXLE CAPACITY	10,000 LBS
TOWABILITY	OPTION OF BALL OR PINTLE
ADJUSTABLE DISCHARGE CHUTE	MANUAL CRANKING SWIVEL DISCHARGE - ADJUSTABLE HEIGHT
WARRANTY	3 YEAR OR 3,000 HOURS



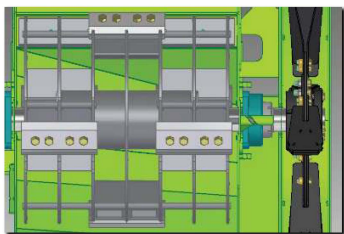
## WIDEST INFEED

With the largest infeed opening available in the 15-inch brush chipper class, the Vortex series allows operators to feed larger limbs and brush with fewer cuts. This expanded capacity minimizes material preparation, increases throughput, and improves overall jobsite efficiency.



## HIGH-VELOCITY THROWING DISC

A drum chipper with the throwing power of a disc. The throwing disc pulls chips directly from the chamber and delivers a tight, consistent stream into a pile or chip truck.



## ANTI-CLOG VORTEX CHAMBER

The revolutionary open design eliminates clogging by using a skinless drum and an angled discharge chamber that directs chips straight to the thrower wheel. With a pocket-less drum, the system delivers consistent flow and performance – unlike traditional drum chippers.

## OPTIONAL UPGRADES:

- Safety Bump Bar Tailgate
- Flip Away Hydraulic Winch
- Brush Buddy Pusher Kit
- Wheel Chock Kit
- Traffic Cone Kit
- Spare Tire Mount
- Infeed Safety Curtain



**WE BUILT THE VORTEX CHIPPERS BECAUSE THE INDUSTRY NEEDED MORE THAN JUST ANOTHER CHIPPER - IT NEEDED A BREAKTHROUGH. OUR GOAL AT DYNA PRODUCTS IS TO REVOLUTIONIZE TREE CARE WITH INNOVATION THAT REDEFINES WHAT IS POSSIBLE.**

# V 18-32

Engineered for versatility, the Vortex handles everything from fibrous palm fronds to heavy, branch-laden material with consistent, high-volume performance. The V18-32 delivers 13-46% more chipping capacity than other 18 and 19 inch chippers.

Featuring a patented cone-shaped discharge chamber, the Anti-Clog Vortex Chamber is designed to optimize material flow. This results in faster, more efficient discharge with reduced clogging and downtime. The V18-32 includes a 32" wide infeed opening—the largest available in its 18-inch brush chipper class. Together, these features deliver superior throughput, operator efficiency, and performance in demanding chipping applications.

Atrium, Arborist Aerials Plus Much More  
813-444-0161 | [aaaerials.com](http://aaaerials.com)



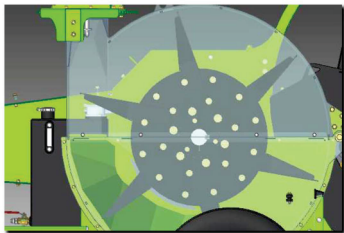
# V18-32 KEY FEATURES

MAXIMUM FEED CAPACITY	18" (576 SQ. INCH)
ENGINE HORSEPOWER	134 HP - 175 HP
FUEL TYPE	GASOLINE OR DIESEL
FUEL CAPACITY	40 GALLONS
HYDRAULIC TANK CAPACITY	16.5 GALLONS
FEEDWHEEL DIAMETER	24"
SAFETY FEATURES	BUMP BAR (OPTION) / INFEED CURTAIN (OPTION)
NUMBER OF KNIVES + KNIFE SIZE	6 KNIVES / EACH KNIFE 5" x 11" x 5/8" DOUBLE-EDGED
FRAME SIZE	3" x 6" x 3/16" TUBE
WEIGHT	APPROX. 9,500 LBS
SIZE OF CHIPPER	EXTENDED - 240"(L) x 92"(W) x 106"(H) COLLAPSED - 215"(L) x 92"(W) x 96"(H)
AXLE CAPACITY	10,000 - 12,000 LBS
TOWABILITY	OPTION OF BALL OR PINTLE
ADJUSTABLE DISCHARGE CHUTE	MANUAL CRANKING SWIVEL DISCHARGE - ADJUSTABLE HEIGHT
WARRANTY	3 YEAR OR 3,000 HOURS



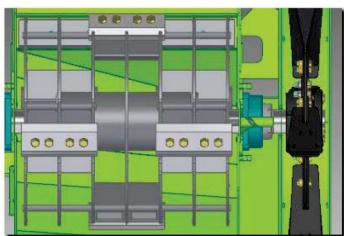
## WIDEST INFEED

With the largest infeed opening available in the 18-inch brush chipper class, the Vortex series allows operators to feed larger limbs and brush with fewer cuts. This expanded capacity minimizes material preparation, increases throughput, and improves overall jobsite efficiency.



## HIGH-VELOCITY THROWING DISC

A drum chipper with the throwing power of a disc. The throwing disc pulls chips directly from the chamber and delivers a tight, consistent stream into a pile or chip truck.



## ANTI-CLOG VORTEX CHAMBER

The revolutionary open design eliminates clogging by using a skinless drum and an angled discharge chamber that directs chips straight to the thrower wheel. With a pocket-less drum, the system delivers consistent flow and performance – unlike traditional drum chippers.

## OPTIONAL UPGRADES:

- Safety Bump Bar Tailgate
- Flip Away Hydraulic Winch
- Brush Buddy Pusher Kit
- Wheel Chock Kit
- Traffic Cone Kit
- Spare Tire Mount
- Infeed Safety Curtain